

**QUARTERLY PHYSICAL REPORT OF OPERATION**  
As of September 30, 2021

State Universities and Colleges (SUCs)

Agency : Mountain Province State Polytechnic College

Particulars	UACS CODE	Physical Target (Budget Year)					Physical Accomplishment (Budget Year)					Variance	Remarks
		1st Quarter	2nd Quarter	3rd Quarter	4th Quarter	Total	1st Quarter	2nd Quarter	3rd Quarter	4th Quarter	Total		
<b>1</b>	<b>2</b>	<b>3</b>	<b>4</b>	<b>5</b>	<b>6</b>	<b>7</b>	<b>8</b>	<b>9</b>	<b>10</b>	<b>11</b>	<b>12</b>	<b>13</b>	<b>14</b>
<b>HIGHER EDUCATION PROGRAM</b>	<b>3101000000000</b>												
OO1 : Relevant and quality tertiary education ensured to achieve inclusive growth and access of deserving but poor students to quality tertiary education increased													
<b>Output Indicators</b>													
1. Percentage of Undergraduate Student Population Enrolled in CHED-Identified and RDC-Identified Priority Programs		95.65%		96.33%		95.99%	97.60%	-	98.22%		97.60%	1.92%	
2. Percentage of Undergraduate Programs with Accreditation					83%	83%	-	-	-		-	-	The accomplishment in this indicator will be reported in the Last Quarter of the year as targeted.
<b>Outcome Indicators</b>													
1. Percentage of First Time Licensure Exam-Takers that pass the licensure exams Average Licensure Passing Rate		53%	55%	59%	55%	55.51%	N/A	N/A	55%		55%	-4%	No data can be provided for the accomplishment of quarter 1 and quarter 2 since all the scheduled Licensure Examinations were postponed due to COVID-19. For quarter 3, the rate was only for the 2 programs specifically, the Nursing Licensure Examination and Registered Electrical Engineer Licensure Examination
2. Percentage of Graduates (2 years prior) that are employed					29%	29%	-	-	-		-	-	The accomplishment in this indicator will be reported in the Last Quarter of the year as targeted.

<b>RESEARCH PROGRAM</b>	<b>3202000000</b>												
002: Higher education research improved to promote economic productivity and innovation.													
<b>Output Indicators</b>													
1. Number of research outputs completed within the year		6	6	6	7	25	6	6	7		19	7	
2. Percentage of research outputs presented in National Regional and international Forums in the last three (3) years					60.00%	60.00%	-	-	-		-	-	The accomplishment in this indicator will be reported in the Last Quarter of the year as targeted.
<b>Outcome Indicators</b>													
3. Number of research outputs in the last three (3) years utilized by the Industry or by other beneficiaries					5	5	-	-	-		-	-	The accomplishment in this indicator will be reported in the Last Quarter of the year as targeted.
<b>TECHNICAL ADVISORY EXTENSION PROGRAM</b>	<b>3301000000</b>												
00 3: Community engagement increased													
<b>Output Indicators</b>													
1. Number of trainees weighted by the length of training		176	176	176	177	705	64	306.5	202.75		573.25	45.25	
2. Number of extension programs organized and supported consistent with the SUCs mandated and priority programs					15	15	-	-	-		-	-	The accomplishment in this indicator will be reported in the Last Quarter of the year as targeted.
3. Percentage of partners who rate the training course/s and advisory service as satisfactory or higher in terms of quality and relevance		98%	98%	98%	98%	98%	100%	100%	100%		100%	2%	




Outcome Indicator													
1. Number of partnerships with LGUs, Industries, NGOs NGAs, SMEs and other stakeholders as a result of extension activities		5	5	5	5	20	17	4	6		27	12	


Prepared By:

In coordination with:


Approved By:

  
**DEXTER C. LINGBANAN**  
Planning Director

Date:

  
**NORMA W. AKILITH**  
Budget Officer

Date:

  
**REXTON F. CHAKAS**  
College President

Date: